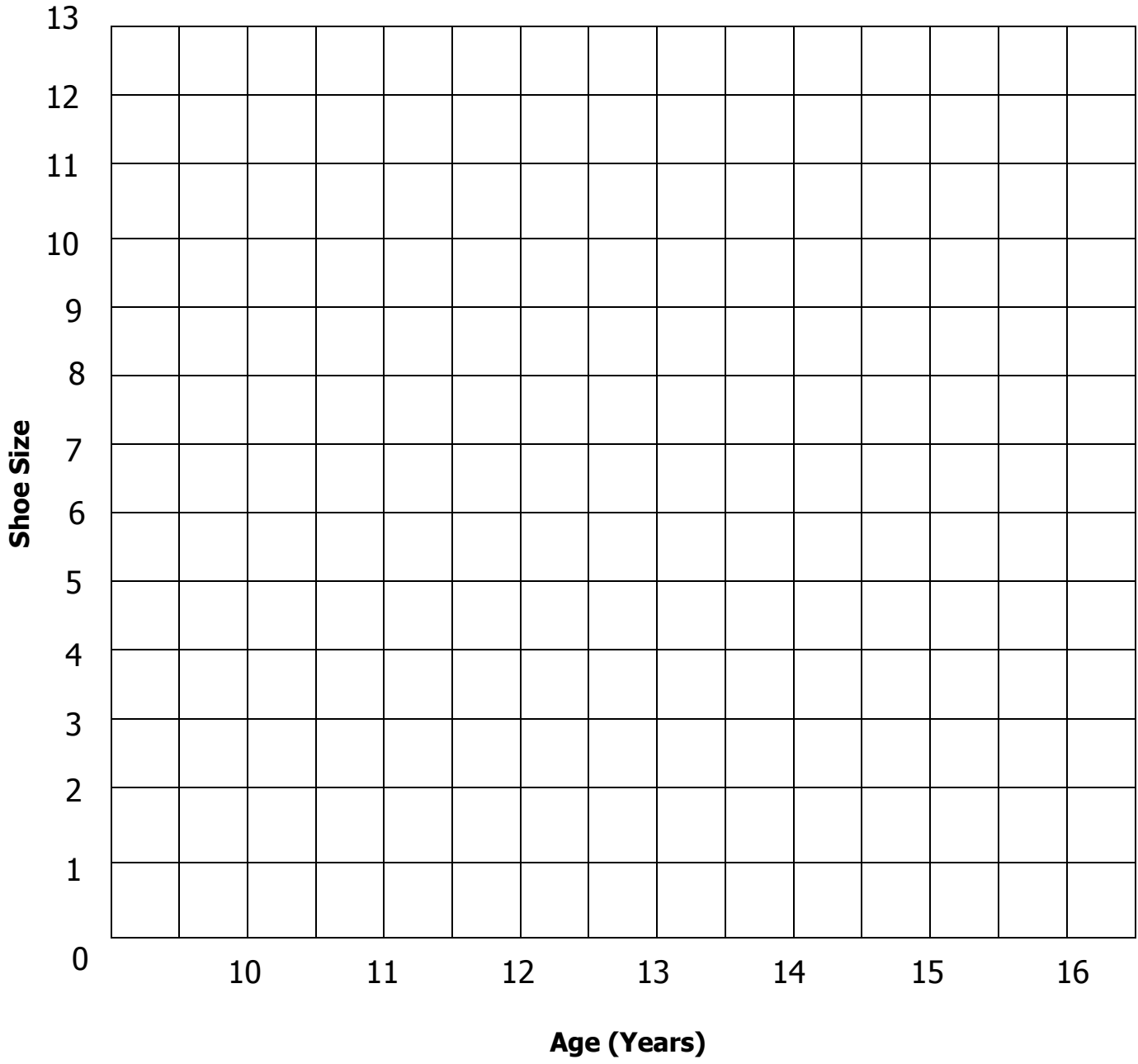


**Instructional Activity Resources for 8M-PSPFA 1**

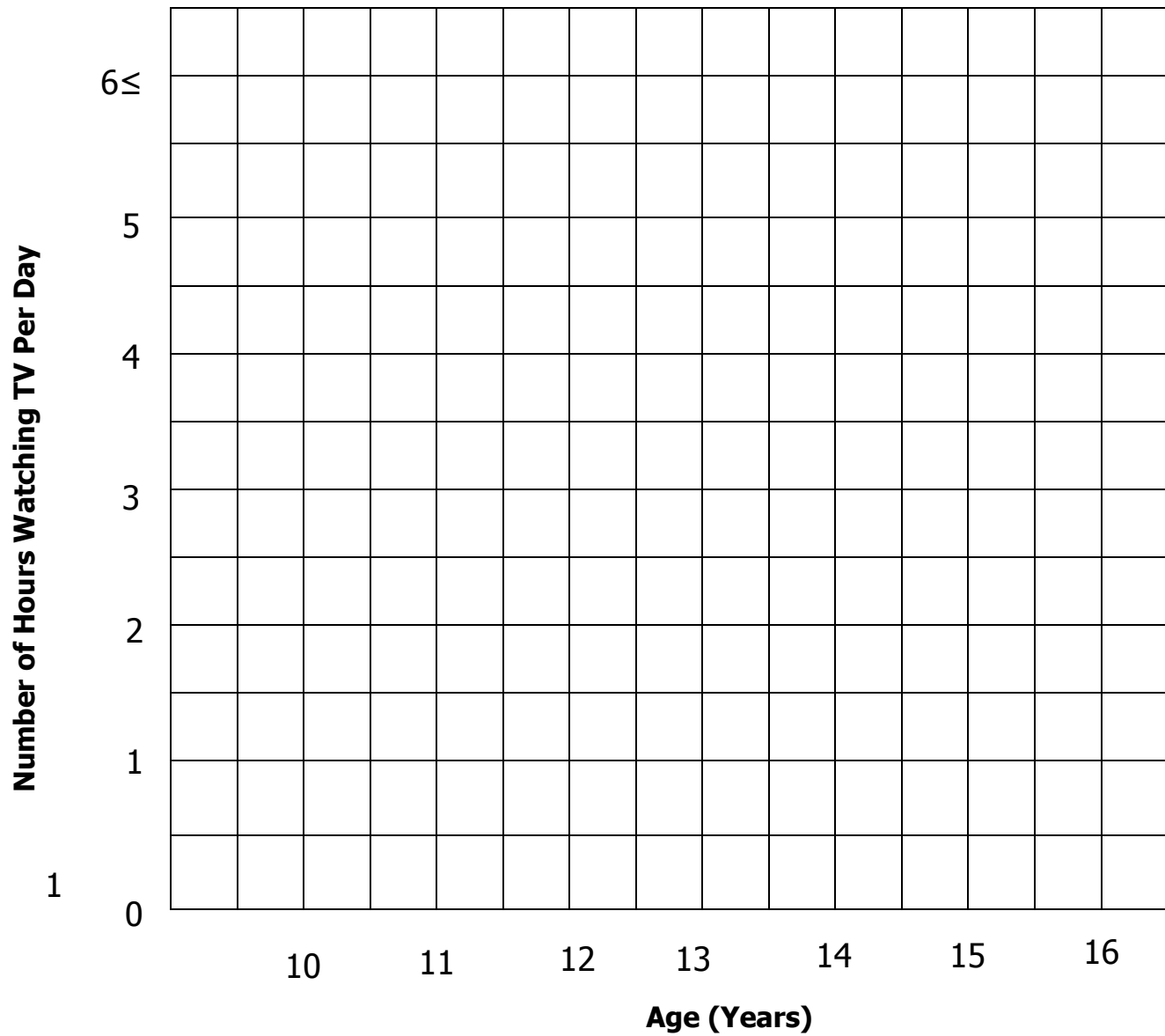
<b>Student #</b>	<b>Age (x-axis and independent variable)</b>	<b>Shoe Size (y-axis and dependent variable)</b>	<b># of texts/day (y-axis and dependent variable)</b>	<b># of hours of TV/day (y-axis and dependent variable)</b>	<b># liked cartoons (y-axis and dependent variable)</b>
1	14	7	1500	1 ½	3
2	14	8	0	2	3
3	14	11 ½	150	12	4
4	13	10 ½	500	5	6
5	14	10 ½	2500	6	2
6	13	12 11	550	3	5
7	14	7	400	5	6
8	14	7 ½	700	3	3
9	12	9 ½	150	2	7
10	12	8	150	1	8
11	11	6 ½	150	¾	8
12	12	6 ½	15	3	6
13	12	6 ½	200	½	6
14	12	6	150	½	7
15	11	6	75	2	8



<b>Student #</b>	<b>Age (x-axis and independent variable)</b>	<b>Shoe Size (y-axis and dependent variable)</b>	<b># of texts/day (y-axis and dependent variable)</b>	<b># of hours of TV/day (y-axis and dependent variable)</b>	<b># liked cartoons (y-axis and dependent variable)</b>
1	14	7	1500	1 ½	3
2	14	8	0	2	3
3	14	11 ½	150	12	4
4	13	10 ½	500	5	6
5	14	10 ½	2500	6	2
6	13	12 11	550	3	5
7	14	7	400	5	6
8	14	7 ½	700	3	3
9	12	9 ½	150	2	7
10	12	8	150	1	8
11	11	6 ½	150	¾	8
12	12	6 ½	15	3	6
13	12	6 ½	200	½	6
14	12	6	150	½	7
15	11	6	75	2	8

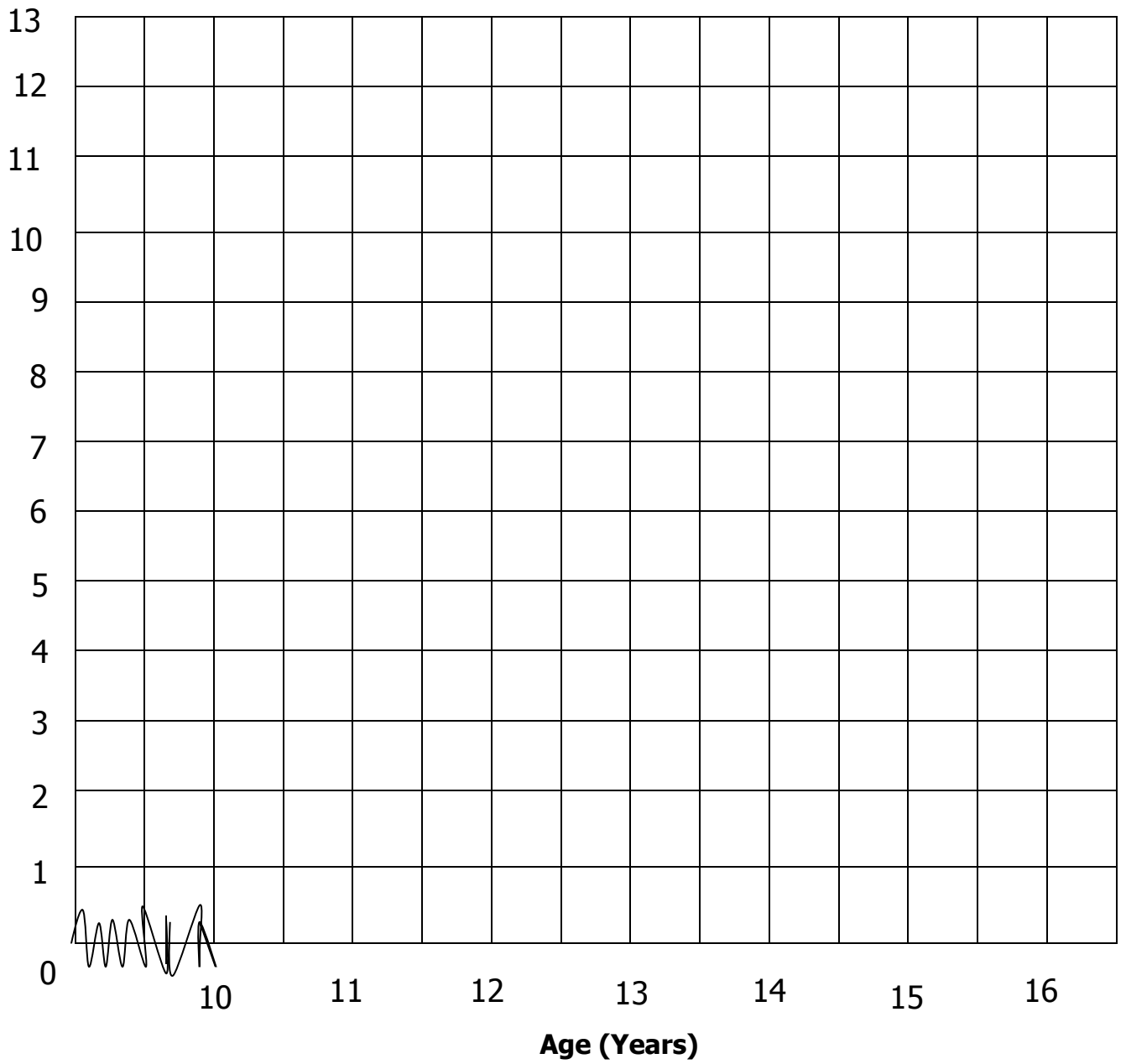


<b>Student #</b>	<b>Age (x-axis and independent variable)</b>	<b>Shoe Size (y-axis and dependent variable)</b>	<b># of texts/day (y-axis and dependent variable)</b>	<b># of hours of TV/day (y-axis and dependent variable)</b>	<b># liked cartoons (y-axis and dependent variable)</b>
1	14	7	1500	1 ½	3
2	14	8	0	2	3
3	14	11 ½	150	12	4
4	13	10 ½	500	5	6
5	14	10 ½	2500	6	2
6	13	12 11	550	3	5
7	14	7	400	5	6
8	14	7 ½	700	3	3
9	12	9 ½	150	2	7
10	12	8	150	1	8
11	11	6 ½	150	¾	8
12	12	6 ½	15	3	6
13	12	6 ½	200	½	6
14	12	6	150	½	7
15	11	6	75	2	8



<b>Student #</b>	<b>Age (x-axis and independent variable)</b>	<b>Shoe Size (y-axis and dependent variable)</b>	<b># of texts/day (y-axis and dependent variable)</b>	<b># of hours of TV/day (y-axis and dependent variable)</b>	<b># liked cartoons (y-axis and dependent variable)</b>
1	14	7	1500	1 ½	3
2	14	8	0	2	3
3	14	11 ½	150	12	4
4	13	10 ½	500	5	6
5	14	10 ½	2500	6	2
6	13	12 11	550	3	5
7	14	7	400	5	6
8	14	7 ½	700	3	3
9	12	9 ½	150	2	7
10	12	8	150	1	8
11	11	6 ½	150	¾	8
12	12	6 ½	15	3	6
13	12	6 ½	200	½	6
14	12	6	150	½	7
15	11	6	75	2	8

**Number of Cartoon Shows Liked**





## Relationship Cards


**Negative**

**Positive**


**None**

**Directionality Cards**


Number of Text  
Messages Per  
Day




Number of  
Hours Watching  
TV




Number of Text  
Messages Per  
Day




Number of  
Hours Watching  
TV



Number of  
Cartoons Liked



Number of  
Cartoons Liked



Age

